



# LP12-200 (12V 200Ah)

Specifications	
Cells Per Unit	6
Voltage Per Unit	12
Nominal Capacity	200Ah@10hour-rate to 1.80V per cell @25°C
Weight	Approx. 58.0 Kg (Tolerance±3.0%)
Dimensions	Length 522 mm
	Width 240 mm
	Container Height 219 mm
	Total Height 224 mm
Internal Resistance	Approx. 3.5 mΩ
Terminal	T11
Layout	4
Max. Discharge Current	2000A (5 sec)
Short Circuit Current	3430A
Design Life	12 years (Float charging)
Max. Charging Current	60.0 A
Reference Capacity	C3 154.8AH
	C5 174.5AH
	C10 200.0AH
	C20 212.0AH
Standby Use Voltage	13.6 V~13.8 V @ 25°C
	Temperature Compensation: -3mV/°C /Cell
Cycle Use Voltage	14.6 V~14.8 V @ 25°C
	Temperature Compensation: -4mV/°C /Cell
Operating Temp. Range	Discharge: -20°C ~60°C
	Charge: 0°C ~50°C
	Storage: -20°C ~60°C
Nominal Operating Temp. Range	25°C ±5°C
Self Discharge	Valve Regulated Lead Acid (VRLA) batteries can be stored for up to 6 months at 25°C and then recharging is recommended. Monthly Self-discharge ratio is less than 3% at 25°C. Please charge batteries before using.
Container Material	A.B.S. UL94-HB, UL94-V0 Optional.



## Description and Features

The LP Series AGM batteries have been specially developed to be widely applicable. These lead acid batteries with AGM technology are completely sealed and therefore 100% maintenance free and leak-proof. These batteries have a low self-discharge. The reliable and safe multipurpose batteries from the LP Series offer a long service life and can be used in various industries.

### Features

- Absorbent Glass Mat technology
- Reliable and safe performance
- Long service life - 3-5 years in standby application (at 25°C)
- Suitable for multipurpose applications

Layout	Terminal	UL certification

Constant Current Discharge Characteristics: A (25°C)											
F.V/Time	10 Min	15 Min	30 Min	1 Hr	2 Hr	3 Hr	4 Hr	5 Hr	8 Hr	10 Hr	20 Hr
1.60V	439.3	352.3	216.8	122.2	72.8	56.4	44.3	37.7	25.4	21.1	11.0
1.65V	415.1	336.8	208.2	118.0	70.5	54.7	43.1	36.8	25.1	20.8	10.9
1.70V	382.2	315.4	199.0	114.2	68.2	53.2	42.0	35.8	24.7	20.5	10.7
1.75V	349.8	293.5	190.2	110.0	65.8	51.6	40.9	34.9	24.3	20.3	10.6
1.80V	316.7	271.0	181.8	105.8	63.4	50.0	39.7	34.0	23.9	20.0	10.5
1.85V	258.8	224.9	156.5	94.9	58.1	46.2	36.9	31.7	22.5	18.8	10.0

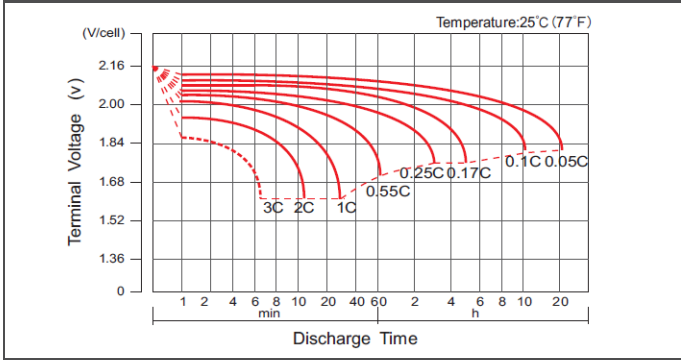
Constant Power Discharge Characteristics: Wpc (25°C)											
F.V/Time	10 Min	15 Min	30 Min	1 Hr	2 Hr	3 Hr	4 Hr	5 Hr	8 Hr	10 Hr	20 Hr
1.60V	746.8	615.8	393.8	229.6	138.0	107.7	85.1	72.7	49.5	41.5	21.7
1.65V	719.3	597.5	382.1	223.0	134.2	104.9	83.1	71.1	49.1	41.0	21.4
1.70V	674.3	568.0	368.8	217.1	130.5	102.5	81.2	69.5	48.4	40.5	21.2
1.75V	628.4	536.2	356.2	210.5	126.5	99.8	79.4	68.0	47.8	40.0	21.0
1.80V	578.7	502.1	343.9	203.6	122.6	97.1	77.4	66.5	47.1	39.5	20.8
1.85V	481.4	422.6	299.1	183.7	113.0	90.2	72.2	62.2	44.4	37.3	19.7

(Note) The above characteristics data are average values obtained within three charge/discharge cycle not the minimum values. The battery must be fully charged before the capacity test. The C10 should reach 95% after the first cycle and 100% after the third cycle.

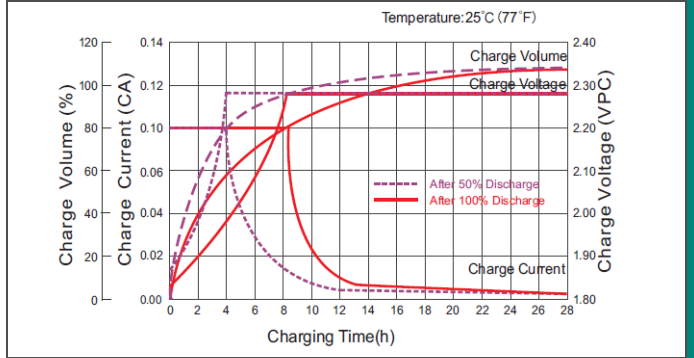


# LP12-200 (12V 200Ah)

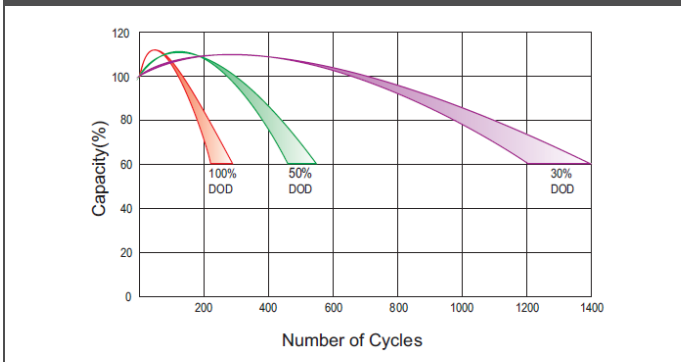
## Charge Characteristic Curve



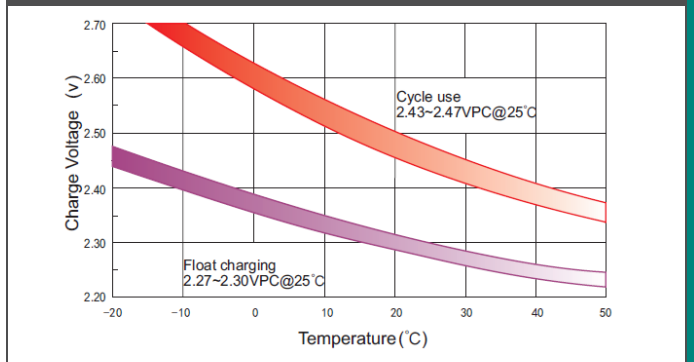
## Charge Characteristic Curve For Standby Use



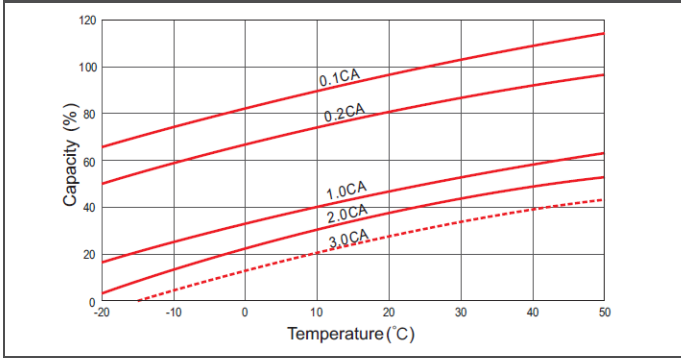
## Cycle Life In Relation To Depth Of Discharge



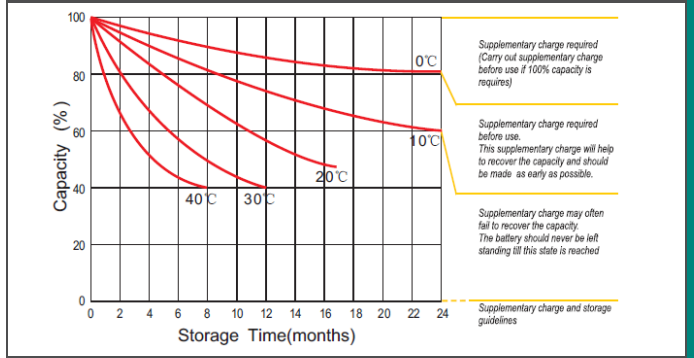
## Relationship Between Charging Voltage And Temperature



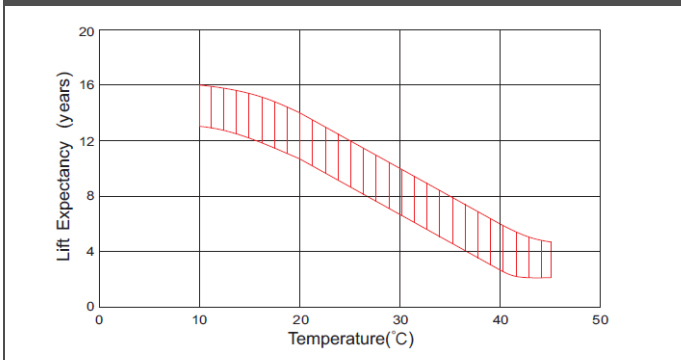
## Temperature Effects On Capacity



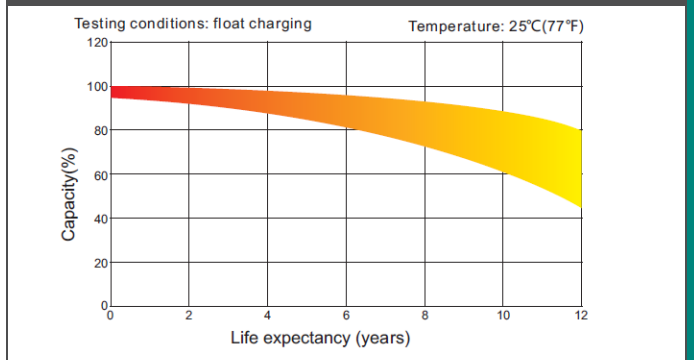
## Storage Characteristics



## Effect Of Temperature On Long Term Life



## Life Characteristics Of Standby Use



(Note) All above information shall be changed without prior notice, Landport Batteries reserves the right to explain and update the latest information.