



DYNAC SEMI TRACTION

STV 95602SMF

EAN CODE: 8717101026458

Description

Dynac Semi-Traction is a semi-traction battery which provides energy for onboard energy consumers of motorhomes, caravans and boats or trucks and buses. These onboard energy consumers, such as lighting, refrigerators and onboard computers or tail lifts, demand massive cyclic performance of a battery. Dynac Semi-Traction is resistant to deep discharges up to 50% and is suitable for seasonal use. Ideal for leisure vehicles with light to medium power consumers. Available in a range of 12V batteries from 50Ah to 230Ah in series wet charged and sealed maintenance free (SMF).

Performance

Nominal Voltage	12
Capacity	75Ah (20hr, 1.75V/cell)
Capacity	60Ah (5hr, 1.7V/cell)
RC 25A	130

Dimensions / Casing / Weight

Box Type	L3
Dimensions	Length: 278 mm
	Width: 175 mm
	Height: 190 mm
	Total Height: 190 mm
Net Weight	18.6 Kg
Acid Volume	5.8
Material Casing / Lid	Polypropylene

Technical Characteristics

Technology	Flooded Calcium
Seperator	PE

Charging instructions

Cycle use charge recommendation, Voltage	14.4 - 14.8
Cycle use charge recommendation, Max Amps	Min. 10% - max. 30%
Float charge recommendation, Voltage	13.38 - 13.8
Float charge recommendation Max Amps	
Cycles at 50% DoD	350



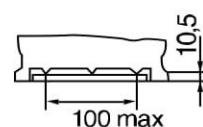
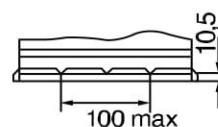
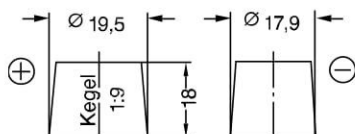
Features

- Reliable power supply
- Deep discharges up to 50%
- Ideal for seasonal use
- Available as wet charged or sealed maintenance free (SMF)
- Recommended for leisure vehicles with light to medium power consumers

Layout

Terminal

Hold-down



Battery Classifications as per EN 50342-6

Water Consumption	Charge Retention	Vibration Resistance	Endurance Level
W2	C2	V1	E2

(Note) All above information shall be changed without prior notice, Landport Batteries reserves the right to explain and update the latest information.

Description

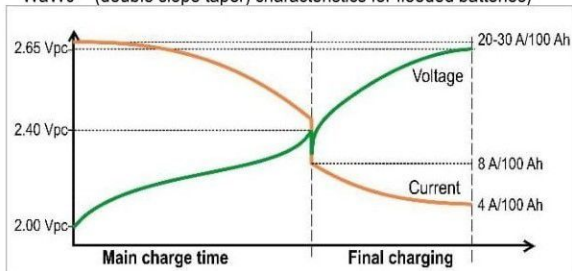
Dynac Semi-Traction is a semi-traction battery which provides energy for onboard energy consumers of motorhomes, caravans and boats or trucks and buses. These onboard energy consumers, such as lighting, refrigerators and onboard computers or tail lifts, demand massive cyclic performance of a battery. Dynac Semi-Traction is resistant to deep discharges up to 50% and is suitable for seasonal use. Ideal for leisure vehicles with light to medium power consumers. Available in a range of 12V batteries from 50Ah to 230Ah in series wet charged and sealed maintenance free (SMF).



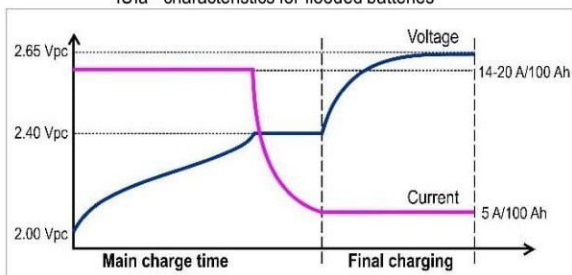
BATTERY CHARGE CONDITIONS (according DIN41773 and DIN 41774)

Charging profiles: WaW0 and IUla Charge factor: 1.10 – 1.20

WaW0 – (double slope taper) characteristics for flooded batteries



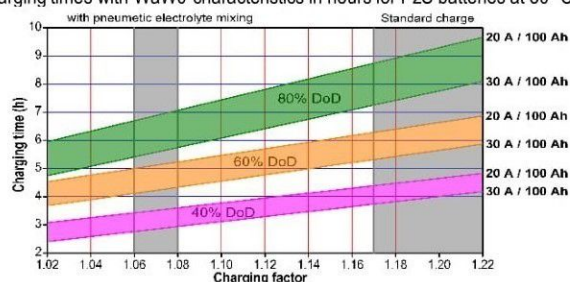
IUla – characteristics for flooded batteries



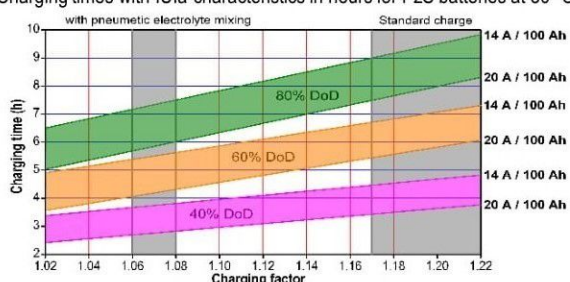
Features

- Reliable power supply
- Deep discharges up to 50%
- Ideal for seasonal use
- Available as wet charged or sealed maintenance free (SMF)
- Recommended for leisure vehicles with light to medium power consumers

Charging times with WaW0-characteristics in hours for PzS batteries at 30 °C



Charging times with IUla-characteristics in hours for PzS batteries at 30 °C



It is mandatory to check the electrolyte level every 3 months and top up with deionized water to the markings.

(Note) All above information shall be changed without prior notice, Landport Batteries reserves the right to explain and update the latest information.