

DDSU666 Single Phase DIN-Rail Meter



LCD Type

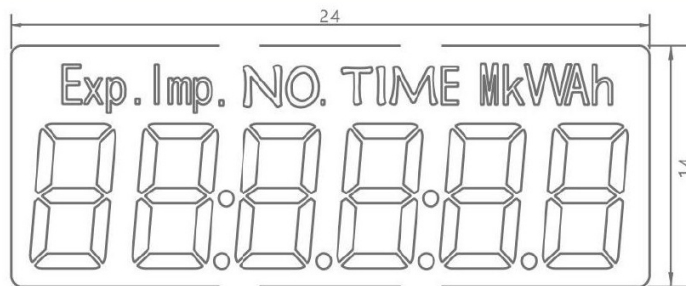
Function

- LCD Display
- Bi-Direction Measurement
- DIN-Rail Installation

Features

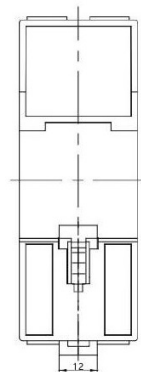
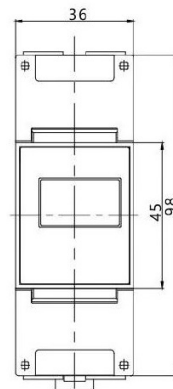
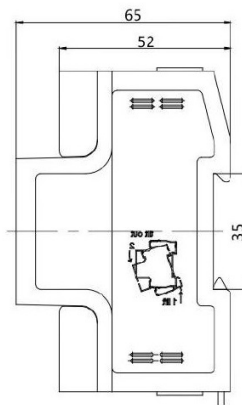


LCD Indication



Units: mm

Meter Dimensions



Units: mm

DDSU666 Single Phase DIN-Rail Meter

Specifications

Measurement

- Compliance with IEC60252-11 IEC62053-21
- Connection type: 1P2W
- Accuracy: Class 1.0 for active

Voltage

- Nominal voltage (U_n): 120V, 220V, 230V, 240V
- Operating range: $0.7U_n \sim 1.2U_n$
- Power consumption: $\leq 1W$, 5VA

Current

- CT: 1.5(6)A
- DC: 5(80)A

Frequency

- 50Hz or 60Hz

LCD Display

- 7 characters of 7 segment display
- Digital size: 5.3mm \times 2.8mm

LED Display

- Number of flashes per kWh

Measured Values

- Total kWh
- Instantaneous kW
- Instantaneous Irms, Vrms, frequency, power factor

Communications

- RS485
- Protocol: Modbus and DL/T

Environmental

- Operating range limit: $-40^{\circ}C$ to $+75^{\circ}C$
- Storage range limit: $-40^{\circ}C$ to $+85^{\circ}C$
- Relative humidity: $\leq 95\%RH$
- Ingress protection: IP54

Dimensions and Weight

- Dimensions: 98mm \times 65mm \times 36mm
 - Weight: 0.2 kg (Approx.)
-