

MODEL **24TMX with POD vent**  
 VOLTAGE **12**  
 MATERIAL **Polypropylene**  
 DIMENSIONS **Inches (mm)**  
 BATTERY **Deep-Cycle Flooded/Wet Lead-Acid Battery**  
 COLOR **Maroon**  
 WATERING **No Watering System Available**



WITH T<sub>2</sub> TECHNOLOGY



**12 VOLT**

**PHYSICAL SPECIFICATIONS**

| BCI | MODEL NAME | VOLTAGE | CELL(S) | TERMINAL TYPE <sup>6</sup> | DIMENSIONS <sup>9</sup> INCHES (mm) |            |                     | WEIGHT <sup>H</sup> LBS. (kg) |
|-----|------------|---------|---------|----------------------------|-------------------------------------|------------|---------------------|-------------------------------|
|     |            |         |         |                            | LENGTH                              | WIDTH      | HEIGHT <sup>F</sup> |                               |
| 24  | 24TMX      | 12      | 6       | 7, 8, 9, 16                | 10.92 (277)                         | 6.62 (168) | 9.25 (235)          | 47 (21)                       |

**ELECTRICAL SPECIFICATIONS**

| CRANKING PERFORMANCE              |                                | CAPACITY <sup>A</sup> MINUTES |           | CAPACITY <sup>B</sup> AMP-HOURS (Ah) |       |       |        | ENERGY (kWh) | INTERNAL RESISTANCE (mΩ) | SHORT CIRCUIT CURRENT (amps) |
|-----------------------------------|--------------------------------|-------------------------------|-----------|--------------------------------------|-------|-------|--------|--------------|--------------------------|------------------------------|
| C.C.A. <sup>D</sup> @ 0°F (-18°C) | C.A. <sup>E</sup> @ 32°F (0°C) | @ 25 Amps                     | @ 75 Amps | 5-Hr                                 | 10-Hr | 20-Hr | 100-Hr | 100-Hr       |                          |                              |
| —                                 | —                              | 140                           | 36        | 70                                   | 78    | 85    | 94     | 1.13         | —                        | —                            |

**CHARGING INSTRUCTIONS**

| CHARGER VOLTAGE SETTINGS (AT 77°F/25°C) |       |       |       |       |
|---|-------|-------|-------|-------|
| SYSTEM VOLTAGE                          | 12V   | 24V   | 36V   | 48V   |
| Bulk Charge                             | 14.82 | 29.64 | 44.46 | 59.28 |
| Float Charge                            | 13.50 | 27.00 | 40.50 | 54.00 |
| Equalize Charge                         | 16.20 | 32.40 | 48.60 | 64.80 |

Do not install or charge batteries in a sealed or non-ventilated compartment. Constant under or overcharging will damage the battery and shorten its life as with any battery.

**CHARGING TEMPERATURE COMPENSATION**

| ADD   | SUBTRACT  |
|---|---|
| 0.005 volt per cell for every 1°C below 25°C<br>0.0028 volt per cell for every 1°F below 77°F | 0.005 volt per cell for every 1°C above 25°C<br>0.0028 volt per cell for every 1°F above 77°F |

**OPERATIONAL DATA**

| OPERATING TEMPERATURE   | SELF DISCHARGE   |
|---|--|
| -4°F to 113°F (-20°C to +45°C). At temperatures below 32°F (0°C) maintain a state of charge greater than 60%. | 5 – 15% per month depending on storage temperature conditions. |

**RECYCLE RESPONSIBLY**

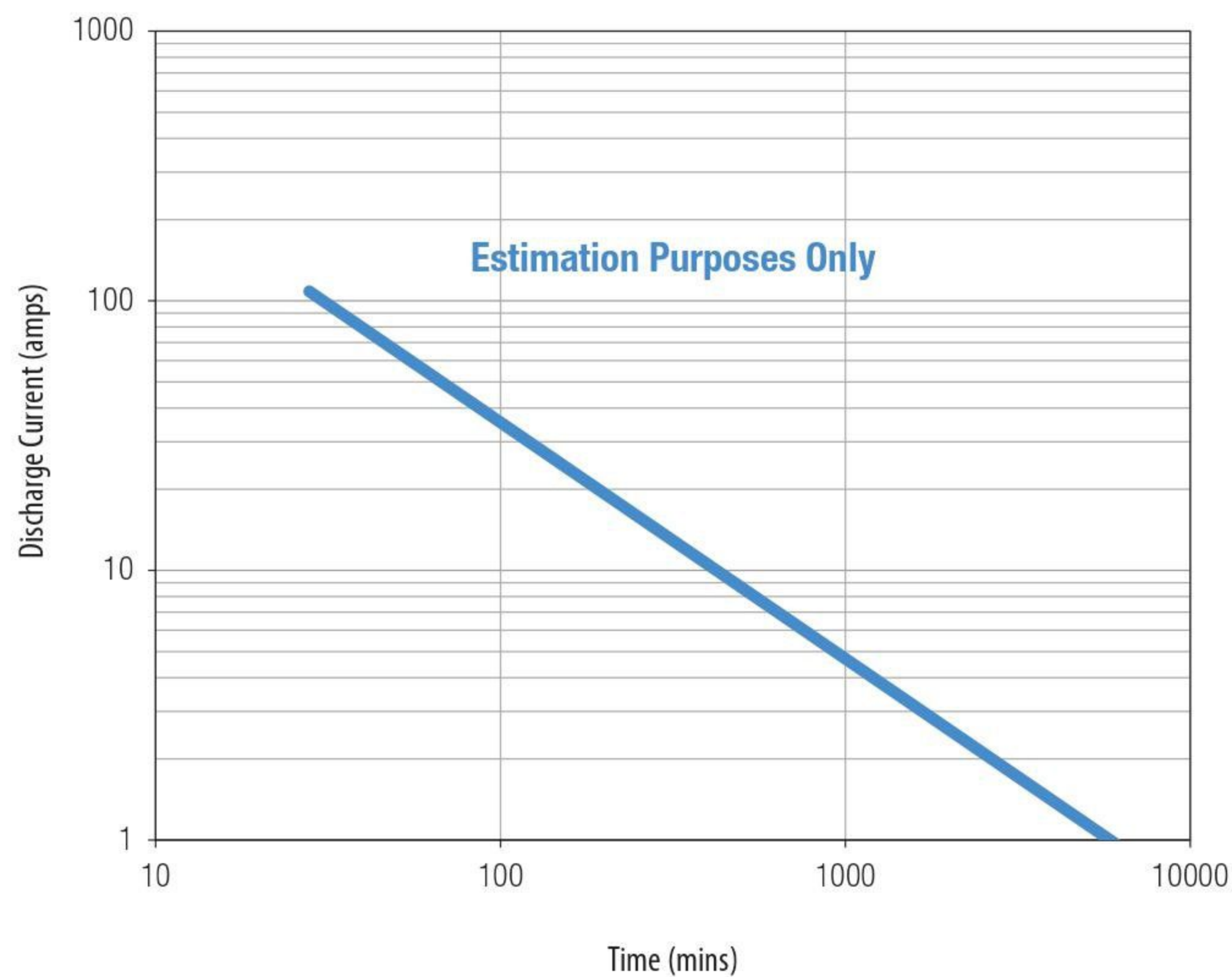


**STATE OF CHARGE MEASURE OF OPEN-CIRCUIT VOLTAGE**

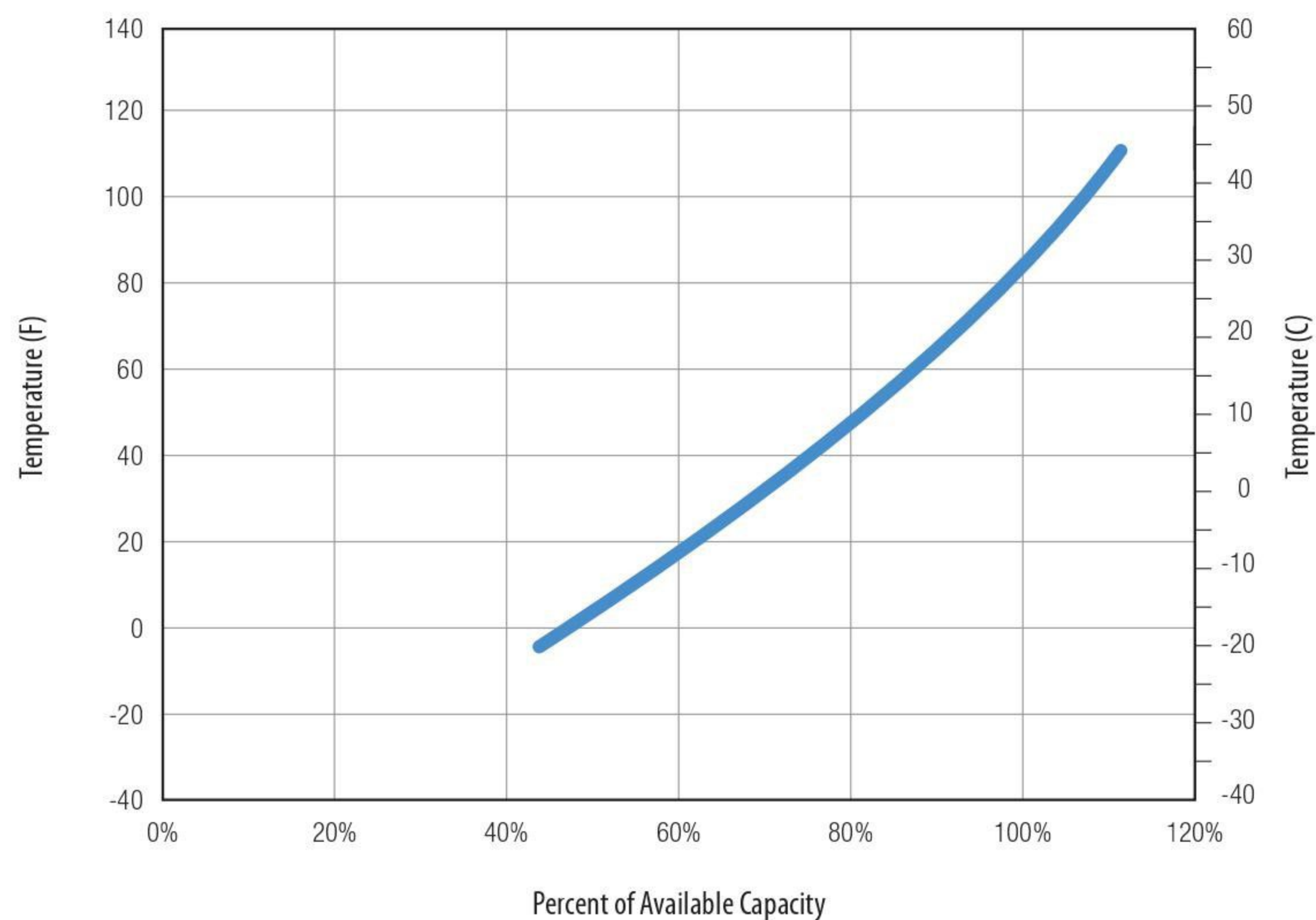
| PERCENTAGE CHARGE | SPECIFIC GRAVITY | CELL  | 12 VOLT |
|-------------------|------------------|-------|---------|
| 100               | 1.277            | 2.122 | 12.73   |
| 90                | 1.258            | 2.103 | 12.62   |
| 80                | 1.238            | 2.083 | 12.50   |
| 70                | 1.217            | 2.062 | 12.37   |
| 60                | 1.195            | 2.040 | 12.24   |
| 50                | 1.172            | 2.017 | 12.10   |
| 40                | 1.148            | 1.993 | 11.96   |
| 30                | 1.124            | 1.969 | 11.81   |
| 20                | 1.098            | 1.943 | 11.66   |
| 10                | 1.073            | 1.918 | 11.51   |



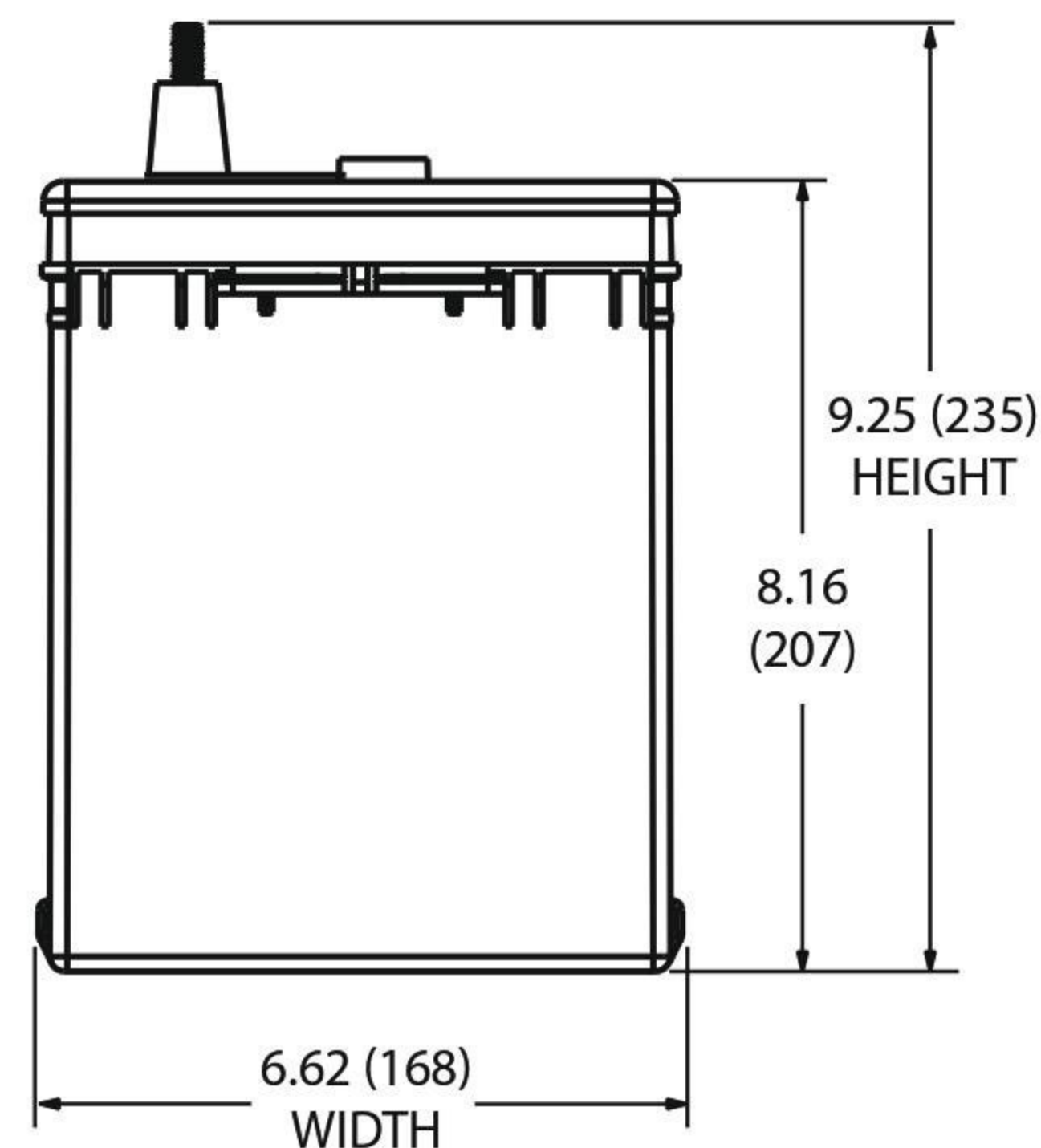

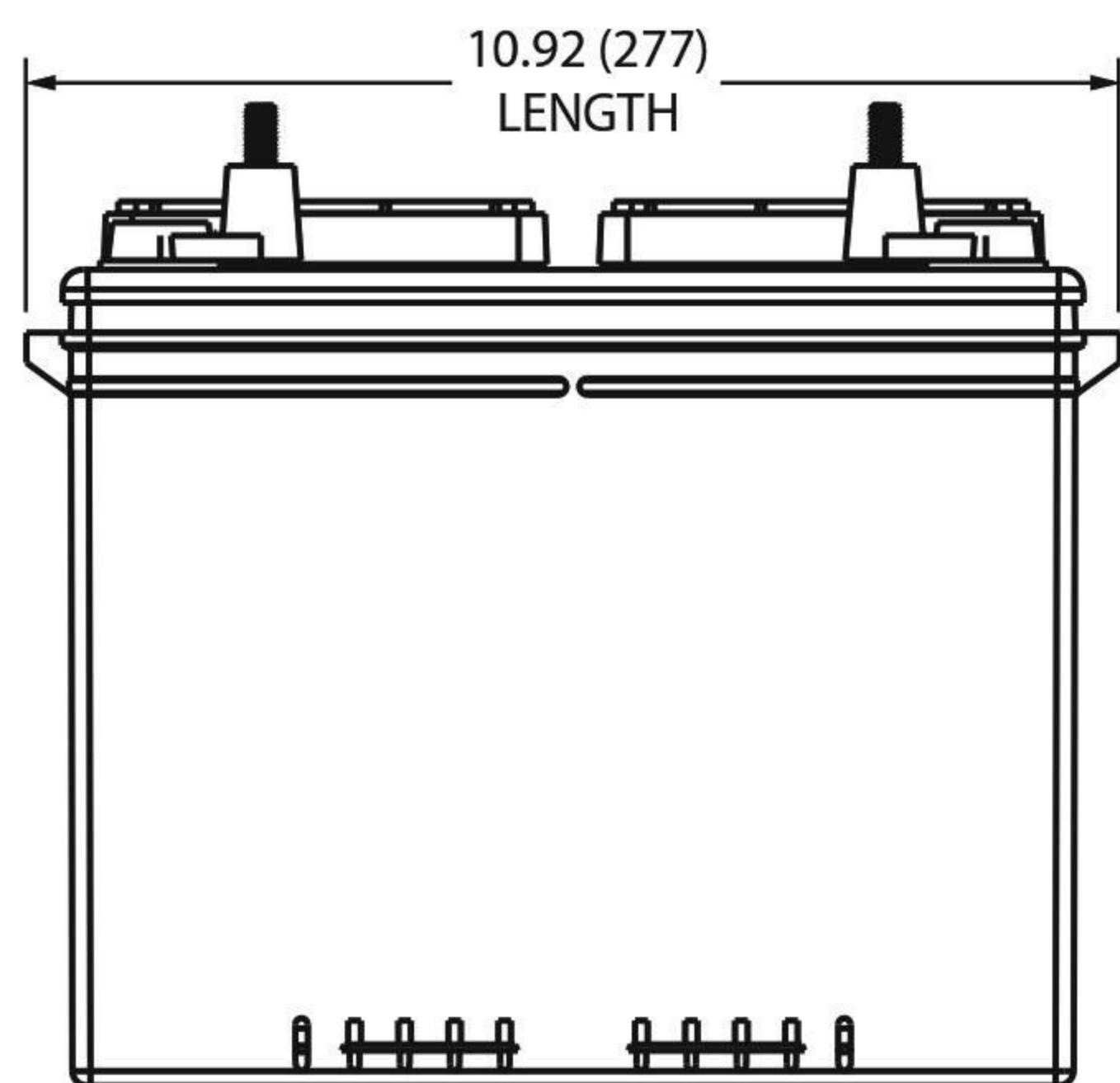
# TROJAN 24TMX PERFORMANCE





# PERCENT CAPACITY VS. TEMPERATURE





## BATTERY DIMENSIONS (shown with WNT)



## TERMINAL CONFIGURATIONS<sup>G</sup>

| 7   | UT   | UNIVERSAL TERMINAL |
|---|--|--------------------|
|  | <p><b>Terminal Height Inches (mm)</b><br/>1.10 (28)</p> <p><b>Torque Values in-lb (Nm)</b><br/>95 – 105 (11 – 12)</p> <p><b>Bolt</b><br/>5/16"</p> |                    |
| 9   | WNT  | WINGNUT TERMINAL   |
|  | <p><b>Terminal Height Inches (mm)</b><br/>1.50 (38)</p> <p><b>Torque Values in-lb (Nm)</b><br/>95 – 105 (11 – 12)</p> <p><b>Bolt</b><br/>5/16"</p> |                    |

| 8   | AP   | AUTOMOTIVE POST TERMINAL |
|---|--|--------------------------|
|  | <p><b>Terminal Height Inches (mm)</b><br/>0.83 (21)</p> <p><b>Torque Values in-lb (Nm)</b><br/>50 – 70 (6 – 8)</p>                                 |                          |
| 16  | SLT  | SMALL L-TERMINAL         |
|  | <p><b>Terminal Height Inches (mm)</b><br/>1.31 (33)</p> <p><b>Torque Values in-lb (Nm)</b><br/>95 – 105 (11 – 12)</p> <p><b>Bolt</b><br/>5/16"</p> |                          |

- A. The number of minutes a battery can deliver when discharged at a constant rate at 80°F (27°C) and maintain a voltage above 1.75 V/cell. Capacities are based on peak performance.
- B. The amount of amp-hours (AH) a battery can deliver when discharged at a constant rate at 80°F (27°C) and maintain a voltage above 1.75 V/cell. Capacities are based on peak performance.
- C. Dimensions may vary depending on type of handle or terminal. Batteries should be mounted with 0.5 inches (12.7 mm) spacing minimum.
- D. C.C.A. (Cold Cranking Amps) - the discharge load in amperes which a new, fully charged battery can maintain for 30 seconds at 0°F (-18°C) at a voltage above 1.2 V/cell.

- E. C.A. (Cranking Amps) - the discharge load in amperes which a new, fully charged battery can maintain for 30 seconds at 32°F (0°C) at a voltage above 1.2 V/cell. This is sometimes referred to as marine cranking amps @ 32°F or M.C.A. @ 32°F.
- F. Height taken from bottom of the battery to the highest point on the battery. Heights may vary depending on type of terminal.
- G. Terminal images are representative only.
- H. Weight may vary.



Designed in compliance with applicable BCI, DIN, BS and IEC standards.  
Tested in compliance to BCI and IEC standards.

