

# LPC SERIES - Deep Cycle

## LPC12-18 (12V18AH)



### Specification

Nominal Voltage	12V	
Nominal Capacity(10HR)	18.0AH	
Dimension	Length	181.5±2mm (7.16 inches)
	Width	77±1mm (3.03 inches)
	Container Height	167.5±2mm (6.59 inches)
	Total Height (with Terminal)	167.5±2mm (6.59 inches)
Approx Weight	Approx 6.05 Kg (13.34lbs)	
Terminal	T3	
Container Material	ABS	
Rated Capacity	19.3 AH/0.965A	(20hr , 1.80V/cell, 25°C/77°F)
	18.0 AH/1.80A	(10hr, 1.80V/cell, 25°C/77°F)
	15.8 AH/3.16A	(5hr, 1.75V/cell, 25°C/77°F)
	14.3 AH/4.77A	(3hr, 1.75V/cell, 25°C/77°F)
	11.6 AH/11.6A	(1hr, 1.60V/cell, 25°C/77°F)
Max. Discharge Current	270A (5s)	
Internal Resistance	Approx 15.0mΩ	
Operating Temp. Range	Discharge : -15~50°C (5~122°F)	
	Charge : 0~40°C (32~104°F)	
	Storage : -15~40°C (5~104°F)	
Nominal Operating Temp. Range	25±3°C (77±5°F)	
Cycle Use	Initial Charging Current less than 5.4A. Voltage 14.4V~15.0V at 25°C(77°F)Temp. Coefficient -30mV/°C	
	No limit on Initial Charging Current Voltage 13.5V~13.8V at 25°C(77°F)Temp. Coefficient -20mV/°C	
Capacity affected by Temperature	40°C (104°F)	103%
	25°C (77°F)	100%
	0°C (32°F)	86%
Self Discharge	LP series batteries may be stored for up to 6 months at 25°C(77°F) and then a freshening charge is required.	
	For higher temperatures the time interval will be shorter.	



### Applications

- ◆ Electric tools
- ◆ Vehicle in place of walking
- ◆ Lawn mowers
- ◆ Golf trolleys and golfcart
- ◆ Portable apparatus, lights and instruments;
- ◆ Electric toys
- ◆ Illumination light
- ◆ Fire alarms
- ◆ Portable power
- ◆ Wheelchairs
- ◆ Medical equipments.



### Constant Current Discharge (Amperes) at 25 °C (77°F)

F.V/Time	10min	15min	20min	30min	45min	1h	2h	3h	4h	5h	6h	8h	10h	20h
1.85V/cell	26.4	22.2	19.4	13.9	11.1	8.99	5.58	4.35	3.53	2.87	2.50	2.04	1.70	0.956
1.80V/cell	33.7	26.8	22.9	16.5	12.9	10.1	6.09	4.68	3.77	3.08	2.68	2.16	1.80	0.965
1.75V/cell	37.0	29.3	24.6	17.1	13.4	10.5	6.32	4.77	3.85	3.16	2.75	2.20	1.82	0.974
1.70V/cell	40.3	31.2	25.9	17.8	13.9	10.9	6.57	4.90	3.95	3.24	2.81	2.23	1.84	0.992
1.65V/cell	43.5	33.2	27.5	18.8	14.2	11.2	6.75	5.11	4.09	3.33	2.87	2.27	1.87	1.004
1.60V/cell	47.3	35.5	29.3	19.8	14.9	11.6	6.98	5.27	4.22	3.44	2.94	2.29	1.89	1.010

### Constant Power Discharge (Watts/cell) at 25 °C (77°F)

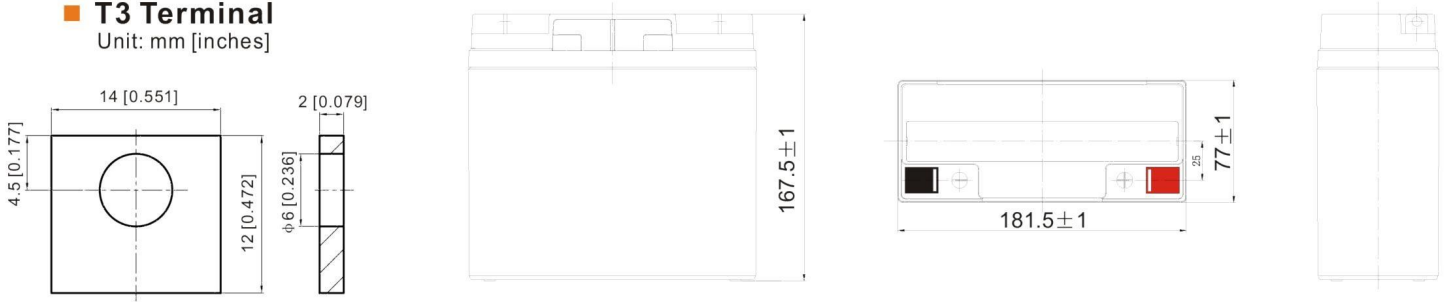
F.V/Time	10min	15min	20min	30min	45min	1h	2h	3h	4h	5h	6h	8h	10h	20h
1.85V/cell	49.2	41.8	36.9	26.8	21.4	17.4	10.9	8.50	6.90	5.63	4.94	4.04	3.37	1.91
1.80V/cell	62.0	49.8	43.0	31.2	24.7	19.4	11.8	9.11	7.34	6.02	5.28	4.27	3.56	1.93
1.75V/cell	67.3	53.8	45.9	32.3	25.5	20.2	12.2	9.25	7.48	6.17	5.41	4.34	3.60	1.94
1.70V/cell	72.3	57.1	47.9	33.5	26.5	20.8	12.7	9.49	7.67	6.31	5.52	4.40	3.63	1.98
1.65V/cell	77.5	60.3	50.7	35.1	27.0	21.5	13.0	9.86	7.91	6.48	5.63	4.47	3.70	2.00
1.60V/cell	82.7	63.7	53.4	36.7	27.9	22.0	13.3	10.1	8.13	6.66	5.74	4.50	3.74	2.01



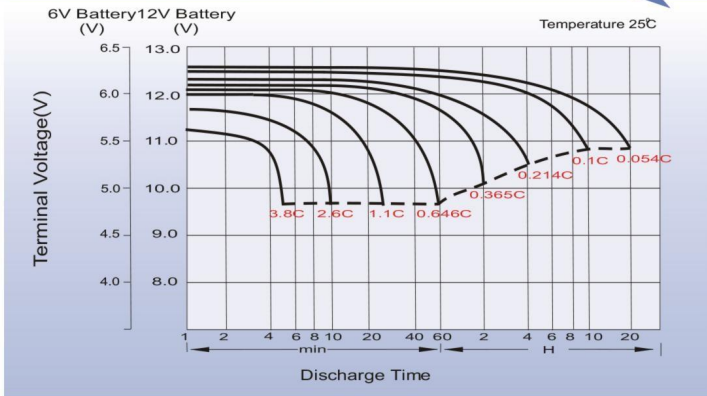
# Dimensions

## T3 Terminal

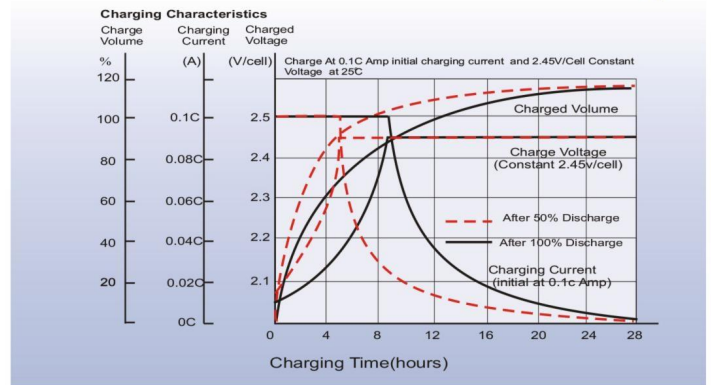
Unit: mm [inches]



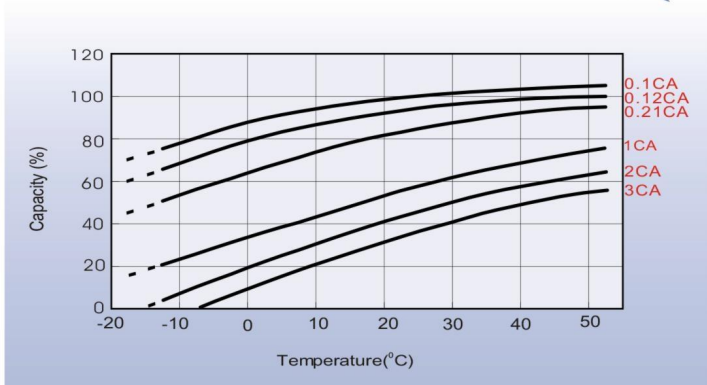
## Discharge Characteristics



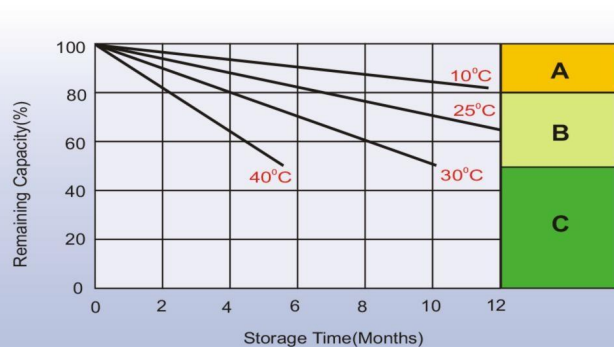
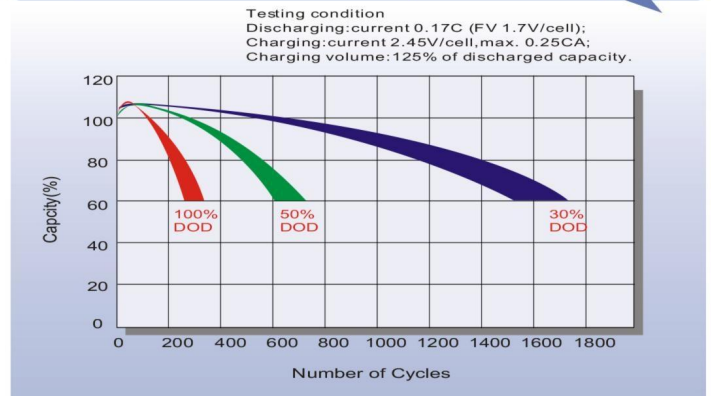
## Charging Characteristics (cycle use)



## Temperature Effects in Relation to Battery Capacity



## Cycle Life in Relation to Depth of Discharge



## Self Discharge Characteristics

- A** No supplementary charge required  
(Carry out supplementary charge before use if 100% capacity is required.)
- B** Supplementary charge required before use. Optional charging way as below:
  1. Charged for above 3 days at limited current 0.25CA and constant voltage 2.25V/cell.
  2. Charged for above 20 hours at limited current 0.25CA and constant voltage 2.45V/cell.
  3. Charged for 8~10 hours at limited current 0.05CA.
- C** Supplementary charge may often fail to recover the capacity.  
The battery should never be left standing till this is reached.